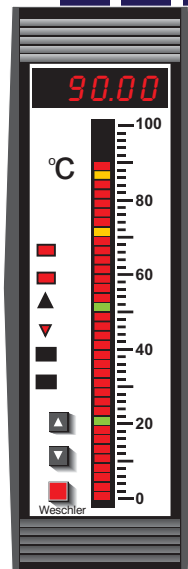


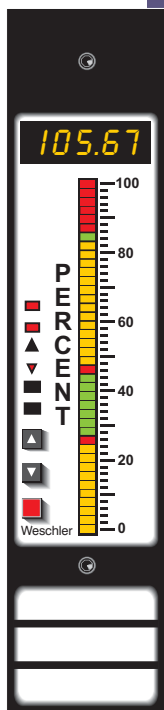
BG TC Series TriColor BarGraphs™




BG-252TC

The Weschler Instruments BG "TC", TriColor BarGraphs provide the quickest way to spot problems in your process control panels with bright changing colors. Quick identification of trouble conditions can help prevent equipment damage or production loss, thus reducing down time and maintenance costs, and improving operational safety. Each 40 segment LED (Light Emitting Diode) of the BG TC family has the ability to illuminate as Red (Danger), Yellow (Caution), or Green (Safe condition). The bar color identification can be easily changed by the user, from the front pushbuttons or through a tamper safe mode. The fully programmable Weschler BG TC BarGraph™ fits

the widest range of inputs and retrofits most edgewise switchboard and panel meters. Weschler's instruments satisfy the high quality standards set forth by the utility, OEM, and process control industries.



BV-5ATC



BH-252TC

FEATURES

**Large, high resolution
40 segment LED bar array**

**5 digit display with resolution
to 0.01%**

Field programmable functions

- Zero and full scale point location
- Setpoint type (Hi or Low)
- Hysteresis & latching
- Setpoint time delay
- 16 step dimming
- Digital display for engineering units
- Enable/disable front buttons
- I.D. selection for communication
- Bar form
- Peak / Valley enable
- Color zones
- Over-range/Under-range flashing
- Lamp test

Form-C relay outputs

- Normally Open
 - 5A, resistive @ 250V AC
 - 5A, resistive @ 28V DC
- Normally Closed
 - 3A, resistive @ 250V AC
 - 2A, resistive @ 28V DC

Peak and Valley hold

**Trend indication for signal
direction**

Communication

RS232/485, SCADA, DCS

Analog retransmit


4-20, 0-1mA DC
1-5, 0-1, 0-5V DC

Retrofit sizes for:

GE/Yokogawa 180,
Bailey draft gauges,
Crompton 128,
Dixon SA/BB 101 (all models),
Dixon BJ101, K051
Hays Republic 216, 3600/V5A,
Foxboro 65PP,
Sigma/International Instruments 1151

Versatile selection of inputs

DC	Up to 5A & 250V
AC	Up to 5A & 250V
Thermocouple	J, K, T
RTD	10Ω Cu or 100Ω Pt
Serial	ASCII
Frequency	Line or mag pickup
Process Control	V, mA



BD-101TC



**WESCHLER
INSTRUMENTS**
DIVISION OF HUGHES CORPORATION

16900 FOLTZ PARKWAY - CLEVELAND, OH 44149
Phone: (440) 238-2550 - Fax: (440) 238-0660
www.weschler.com e-mail: sales@weschler.com

SPECIFICATIONS

Bar Display

40 segment LED
2.5% full scale resolution

Height
BG252, BH252, BV5A 4" (10.12mm)
BD101 10" (25.4mm)

Digital Display

5 digit LED -9999 to 99999
Resolution 0.01% full scale
Linearity ± 1 count

Height
BG252, BH252, BV5A 0.3" (7.62mm)
BD101 0.56" (14.2mm)

Response Time

DC <600msec full scale
AC <800msec full scale

Temperature

Operation 0° to 50°C, <95% RH
(Non-condensing)
Storage -40° to 85°C

Input Isolation

AC Transformer isolated
(>50mA, 1V)
DC Differential

Setpoints

Up to 4 SPDT relays with form C
contacts available
Hysteresis 0.00-10.00% FS or latching
Time delay 0-10 sec.

Sensor Power

24V DC excitation power @ 90mA

Retransmit Signals

4-20mA DC
0-1mA DC
1-5V DC
0-5V DC

Communication

RS232
RS485 (2-wire)

Power

120/240V AC $\pm 15\%$
50/60/400Hz (13VA)
12V DC $\pm 10\%$ (8W)
24V DC $\pm 10\%$ (8W)
28V DC $\pm 10\%$ (8W)
48V DC $\pm 10\%$ (8W)
125V DC $\pm 10\%$ (8W)
250V DC $\pm 10\%$ (8W)

Input Impedance

2Mohm @ >4V DC
30kohm @ 120V AC P.T.
0.1ohm @ 5A AC C.T.
250ohm @ 4-20mA DC
100ohm @ 10-50mA DC

Input Overload Ratings

200%, not to exceed 10A
200%, not to exceed 300V

Input Sensitivities [ANSI C39.1]

DC:
Current 50 microamp - 5A
Voltage 50mV - 250V
Accuracy 0.04% of full scale
 ± 1 count

AC RMS:
Current 1mA - 5A
Voltage 50mV - 250V
Accuracy 0.1% of full scale ± 1 count

Temperature:

Thermocouple	°C	°F
Type J	-210 to 795	-346 to 1463
Type K	-270 to 851	-454 to 1563
Type T	-270 to 400	-454 to 752
Accuracy	0.1% of full scale ± 1 count	
Linearity	50 point, 0.1%	

RTD	°C	°F
100Ω Pt	-260 to 700	-436 to 1292
	Alpha 0.00385 & °C standard	
	Other Alpha ratings available	
10Ω Cu	-100 to 260	-148 to 500
Accuracy	0.2% of full scale ± 1 count	

Frequency:

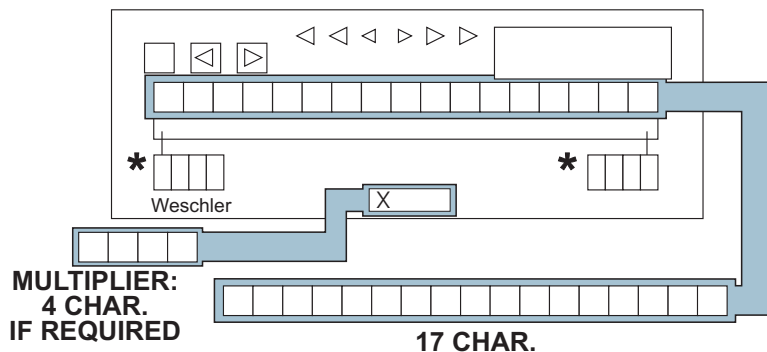
50Hz to 20kHz at 5 to 250V p-p
Accuracy 0.1% of full scale ± 1 count

Line Frequency (55 to 65 Hz):

Accuracy 0.01% of full scale
 ± 1 count

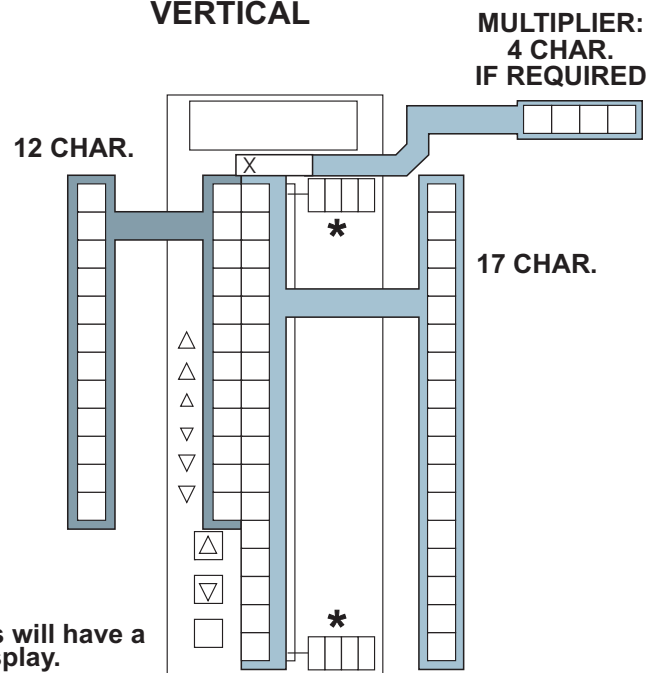
ARTWORK GUIDELINES

HORIZONTAL



* Numerical range
MAX. 4 Digits

VERTICAL



**Non-digital units will have a
centered bar display.

SAMPLE PART NUMBER (SEE BOTTOM OF PAGE FOR EXAMPLE)

2	B	Y	4	P	A	A	M	1	F	A	P	T	X	T
---	---	---	---	---	---	---	---	---	---	---	---	---	---	---

PART NUMBER

--	--	--	--	--	--	--	--	--	--	--	--	--	--	--

TYPE:

- 2 = BG252 6" Vertical BarGraph
- 5 = BH252 6" Horizontal BarGraph
- A = BV5A 7.5" Vertical BarGraph
- K = BD101 10" Vertical BarGraph

BAR ZERO POINT:

- B = Zero at Bottom
- H = Zero at 50% mid scale
- F = Zero at F.S.
- S = Special /off scale zero

DIGITAL DISPLAY:

- R = Red
- Y = Yellow
- G = Green
- S = Special

SETPOINT RELAYS:

- 4 = 4 relays
- X = No relays
- S = Special

SETPOINT HYSTERESIS:

- P = Programmable 0-10% or latching
- X = Not required
- S = Special

INPUT TYPE:

- A = DC Volts
- B = DC Amps
- P = 4-20mA DC (input level AK)
- N = 1-5V DC (input level AV)
- M = 10-50mA DC (input level BA)
- C = AC Volts RMS
(Barrier terminal strip connections included)
- D = AC Amps RMS
(Barrier terminal strip connections included)
- F = Line Frequency
- Q = MAG Pickup Frequency
- T = Thermocouple
Specify J, K, T
- R = RTD Specify 100 Ohm Pt or 10 Ohm Cu
- S = Special
- U = Serial ASCII (requires com. type A or C in Communication options)

BAR COLOR:

- T = TriColor

- K = Conformal Coating
- T = Terminal Strip Connector
- A = Custom Artwork
- X = None
- S = Special

- T = Trend Indicator
- X = NA

- P = Peak/Valley Hold
- X = NA

COMMUNICATION:

- A = RS232
- C = RS485 Bi-directional
- X = None

RETRANSMIT:

- C = 1-5V DC (or 0-5V on request)
- D = 0-1V DC
- F = 4-20mA DC
- G = 0-1mA DC
- W = Excitation Power 24 VDC @ 90mA
- S = Special
- X = None

POWER:

- 1 = 120V AC 50/60Hz
- 2 = 240V AC 50/60Hz
- 4 = 12V DC
- 6 = 250VDC
- 7 = 24V DC
- 8 = 28V DC
- 9 = 48V DC
- 0 = 125V DC
- U = 120V AC / 125V DC

INPUT LEVEL:

See input Level Matrix Guide

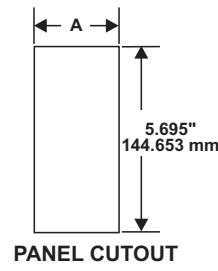
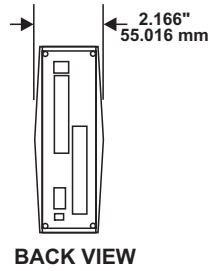
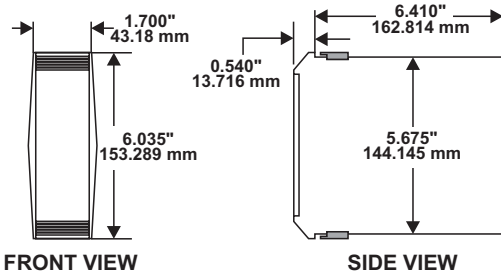
EXAMPLE:

2	B	Y	4	P	A	A	M	1	F	A	P	T	X	T
---	---	---	---	---	---	---	---	---	---	---	---	---	---	---

(2) BG-252, (B) zero at bottom, (Y) Yellow, (4) Four relays, (P) Programmable setpoint hysteresis, (A) DC volts input, (AM) full scale is 0.05 volts, (1) 120 VAC 50/60 Hz power, (F) 4-20 mA DC isolated retransmit, (A) RS232 communication, (P) peak/valley hold, (T) trend indicator, (X) No option, (T) TriColor

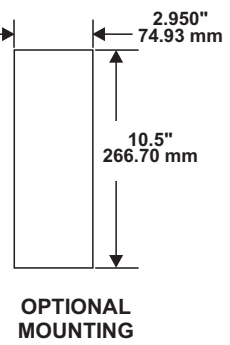
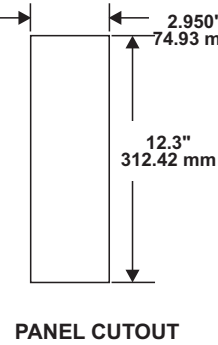
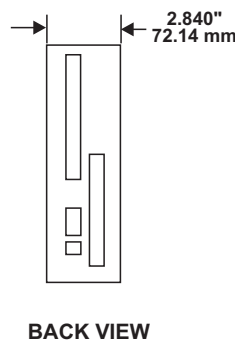
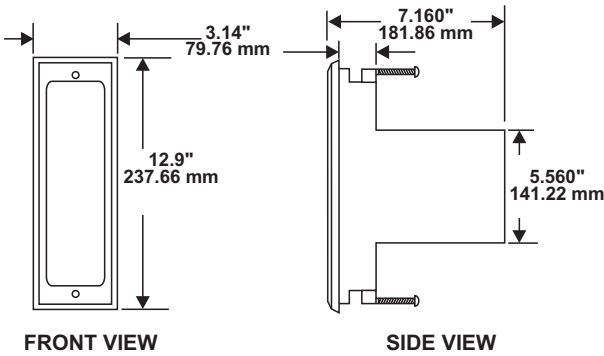
DIMENSIONS

BG-252TC and BH-252TC

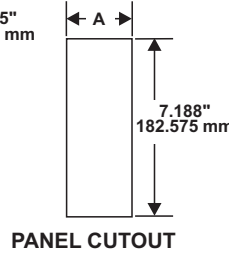
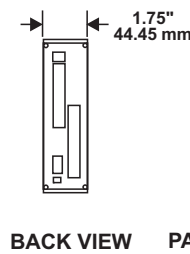
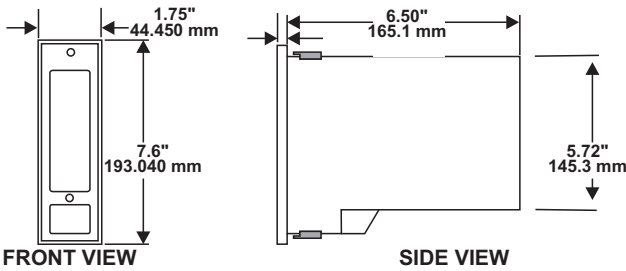


Number of Instruments	A Inches	(Millimeters)
1	1.770	(45)
2	3.510	(89)
3	5.250	(133)
4	6.990	(178)
.
.
.
8	13.95	(354)

BD-101TC

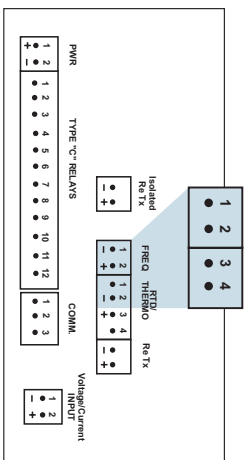


BV-5ATC



Number of Instruments	A Inches	(Millimeters)
1	1.770	(45)
2	3.510	(89)
3	5.250	(133)
4	6.990	(178)
.	.	.
.	.	.
8	13.95	(354)

TERMINAL CONNECTIONS



WHEN EXCITATION POWER IS ORDERED THIS PINOUT APPLIES

INPUT

VOLTAGE / CURRENT
(1) Return Side (-) (2) Hot Side (+)

RTD

(1) - Source (2) - Sense
(3) + Sense (4) + Source

FREQUENCY/MAGNETIC PICKUP
(1) Lead 1 (-) (2) Lead 2 (+)

THERMOCOUPLE

Provided w / flying lead and plug.

AC LINE FREQUENCY

(1) Hot Side (+) (2) Return Side (-)
AC Inputs have 6/32" barrier lug connections.

POWER

(1) Hot Side (+) (2) Return Side (-)

COMMUNICATIONS

(1) Transmit (2) Common (3) Receive

EXCITATION POWER

(1) VAC (hot side)
(2) VAC (return)
(3) 24 VDC +

RELAY CONTACTS*

(1) AL 1 N.O. (2) AL 1 C.
(3) AL 1 N.C. (4) AL 2 N.O.
(5) AL 2 C. (6) AL 2 N.C.
(7) AL 3 N.O. (8) AL 3 C.
(9) AL 3 N.C. (10) AL 4 N.O.
(11) AL 4 C. (12) AL 4 N.C.

* N.O. = Normally Open
N.C. = Normally Closed
C. = Common

Options and features vary by model. Contact factory for details and latest specifications.



16900 FOLTZ PARKWAY - CLEVELAND, OH 44149
Phone: (440) 238-2550 - Fax: (440) 238-0660
www.weschler.com e-mail: sales@weschler.com